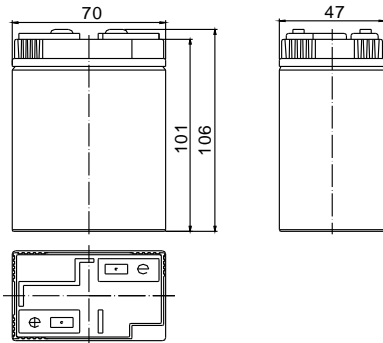


Standard Series FP645A 6V4.5Ah

FirstPower®

Dimension(mm)



Tab
Terminal



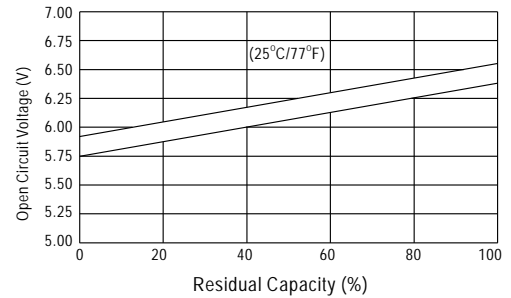
Specification

Nominal Voltage		6 V
Capacity(20HR, 25°C)		4.5 Ah
Dimension	Length	70mm (2.76inch)
	Width	47mm (1.85inch)
	Height	101mm (3.98inch)
	Total Height	106mm (4.17inch)
Approx. Weight		0.75kg (1.65lbs)

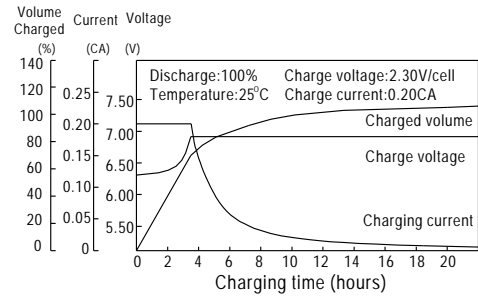
Characteristics

Capacity 20°C (68°F) To 1.70V/Cell	20 hour rate	4.5Ah
	10 hour rate	4.1Ah
	5 hour rate	3.7Ah
	1 hour rate	2.68Ah
	15 min rate	1.95Ah
Internal resistance(Fully charged, 25°C)		Approx. 25mΩ
Capacity affected by temperature (20HR)	40°C	102%
	25°C	100%
	0°C	85%
	-15°C	65%
Self-discharge (25°C)	3 month	Remaining Capacity: 91%
	6 month	Remaining Capacity: 82%
	12 month	Remaining Capacity: 65%
Nominal operating temperature		25°C ±3°C(77°F ±5°F)
Operating temperature range		-15°C~50°C(5°F~122°F)
Float charging voltage(25°C)		6.80 to 6.90V
Cyclic charging voltage(25°C)		7.25 to 7.45V
Maximum charging current		1.35A
Terminal material		Copper
Maximum discharge current		67.5A(5 Sec.)

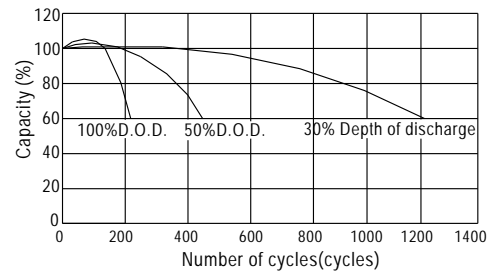
The Relationship for OpenCircuit Voltage and Residual Capacity (25°C)



Charging Characteristics(25°C)



Cycle Life(25°C)



Constant Current Discharge Characteristics(A, 25°C)

F. V/TIME	5min	10min	15min	30min	60min	3h	5h	10h	20h
4.80V	16.7	10.4	8.10	4.86	2.79	1.07	0.75	0.42	0.228
5.10V	15.8	9.83	7.78	4.67	2.68	1.06	0.74	0.41	0.226
5.40V	14.9	9.24	7.39	4.43	2.54	1.04	0.73	0.41	0.225

Constant Power Discharge Characteristics(Watt, 25°C)

5min	10min	15min	30min	60min	3h	5h	10h	20h
92.9	58.4	46.2	27.8	16.2	6.38	4.50	2.49	1.37
88.3	55.5	44.3	26.7	15.5	6.28	4.43	2.47	1.36
83.0	52.1	42.1	25.4	14.7	6.16	4.34	2.47	1.35