



Lungalargaluce Extreme LED

Lighting
The design of safety
for large spaces

Here we are, lungalargaluce extreme is the new luminaire introduced by Beghelli. It's 4 times the main lungalargaluce, able to work in ATEX and strong conditions. Ideal to work indoor and outdoor, lungalargaluce extreme is OPTICOM and it's equipped with new TITANIUM battery able to work in strong temperature conditions. LLL extreme is provided with 5 different lenses to satisfy every kind of application required.



CARATTERISTICHE GENERALI

- Power*** 20-40 W
- Power Supply** 230Vac ± 10% 50Hz
- Operation** Maintained (SA), not Maintained (SE)
- Standard** EN 60598-1, EN 60598-2-2, EN 60598-2-22, EN 1838, EN 50172, ATEX 2014/34/EU
- ATEX Classification** CE EX II 3G Ex nA IIB T4 Gc
CE EX II 3D Ex tc IIC T80°C Dc
- Protection grade** IP65, IK09
- Autonomy** 1h, 1,5h, 2h, 3h, 8h
- Working temp.** -20°C ÷ +50°C (Titanium battery)
- Mounting** ceiling, wall, recessed
- Body** Die-cast aluminium
- Optics** lenses in highly transparent PMMA
- Light Source** LED

* Indicative power for comparison with fluorescent tube fixtures

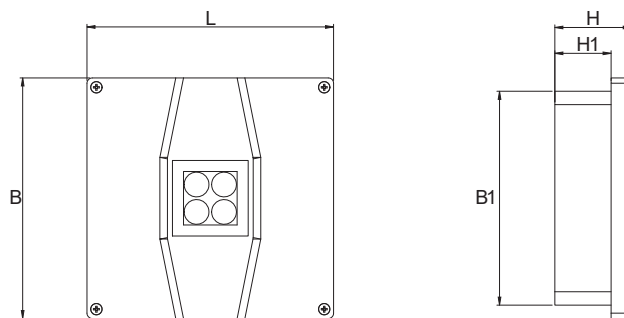
Lungalargaluce Extreme LED

Extreme LED emergency

High performance emergency lighting fixture with excellent mechanical strength (IK09). Lungalargaluce EXTREME is designed to answer high risk application requirements. In the industrial context, it's perfect for installations in explosive atmosphere spaces created by alteration in gassy substances and the presence of air suspended combustible powder (pursuant to ATEX 2014/34/EU regulation for zone 02 and 22).

Optics can be exchanged to cover different kind of applications (escape routes, antipanic, light spot) , different zones, different installation high from 3m to 7m.

Lighting performance are the highest on the market thanks of the OPTICS design and thanks to the high efficiency LED used. Fixture lumen flux is 1000lm.



Power* W	• Dimensions (mm) •				
	L	B	B1	H	H1
20-40	184	180	160	57	42

Lenses

supplied

Order code	Description
-	LENS LUNGALUCE H 7M
-	LENS LARGALUCE H 7M
-	LENS LIGHTSPOT H 7M
-	LENS LUNGALUCE H 3M
-	LENS LARGALUCE H 3M

Accessories

to be ordered separately

Order code	Description
19371	ADJUSTABLE BRACKET
19372	RECESSED BRACKET

Titanium Battery



- 1 QUICK CHARGING:** the autonomy of the device on which it is installed can reach up to 80% in less than 2 hours
- 2 Withstands extreme operating temperatures:** -20°C ÷ +50°C
- 3 LONG LIFE** with at least 7,000 charge cycles guaranteed, devices can boast 10 years of useful life
- 4 MAXIMUM SAFETY:** unlike normal Lithium batteries, the material used on these accumulators renders them particularly safe, even when a short circuit or perforation occurs

System Modules

to be ordered separately

Order code	Description	
15036	LG MODULE	LG
15037	LGFM MODULE	LGFM
15038	DALI OPTICOM MODULE ***	

*** Contact the Beghelli sales network for availability

* Indicative power for comparison with fluorescent tube fixtures ** Minimum flux guaranteed according to EN 60598-2-22 *** Contact the Beghelli sales network for availability





DALI
MODULE
15038

LG
MODULE
15036

LGFM
MODULE
15037


MODULES AVAILABLE TO EXTEND THE SYSTEM CONTROL TO LG, LGFM, DALI



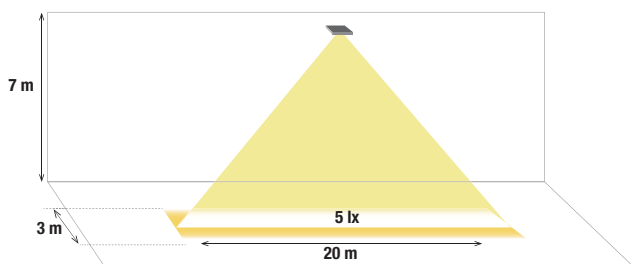
INTELLIGENT PHOTOSENSOR SUPPLIED



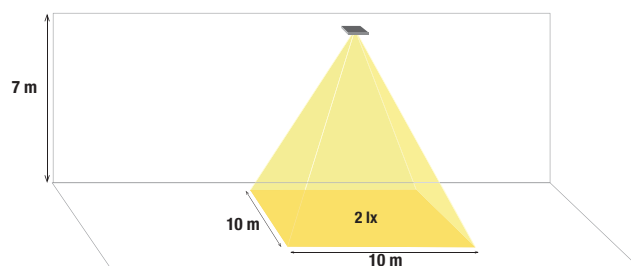
Smartphone interface
Smartphone interface to control and set up the system



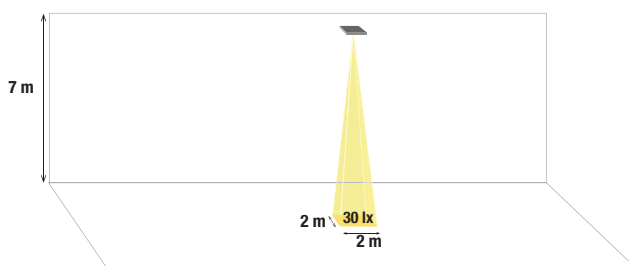
Lungaluce Lens - ceiling 7 m high (autonomy 1h)



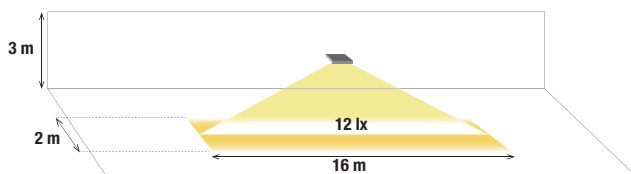
Largaluce Lens - ceiling 7 m high (autonomy 1h)



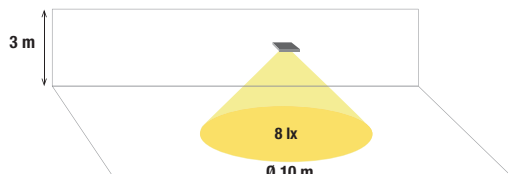
Altorschio Lens - ceiling 7 m high (autonomy 1h)



Lungaluce Lens - ceiling 3 m high (autonomy 1h)



Largaluce Lens - ceiling 3 m high (autonomy 1h)



LUNGALARGALUCE
EXTREME LED

AT opticom TECHNOLOGY

W*	Order code	Description	Model	Autonomy	Batter	n° LED	Flux** SE lm					Flux** SA lm	Power consumpt	Weight kg	Pack
							1h	1,5h	2h	3h	8h				
20-40	19370	LUNGALARGA EXTREME OPT SE/SA	SE/SA	1-1,5-2-3-8h	2xLTO 4,8V 1,2Ah	4	1000	670	500	340	125	500	7,5	0,9	6

SLG

W*	Order code	Description	n° LED	Flusso** SA lm	Absorbimento W	Weight kg	Pack
20-40	19322	LUNGALARGA EXTREME SLG	4	600	6,5	0,9	6

SICURO 24V

W*	Cod. Ordine	Descrizione	n° LED	Flusso** SA lm	Assorbimento W	Peso kg	Imballo
20-40	19499	LUNGALARGA EXTREME SLGS	4	600	6,5	0,9	6

HT Mains voltage power supply (AC 230V 50 Hz - DC 216V)

W*	Cod. Ordine	Descrizione	n° LED	Flusso** SA lm	Assorbimento W	Peso kg	Imballo
20-40	19323	LUNGALARGA EXTREME HT	4	600	6,5	0,9	6



